

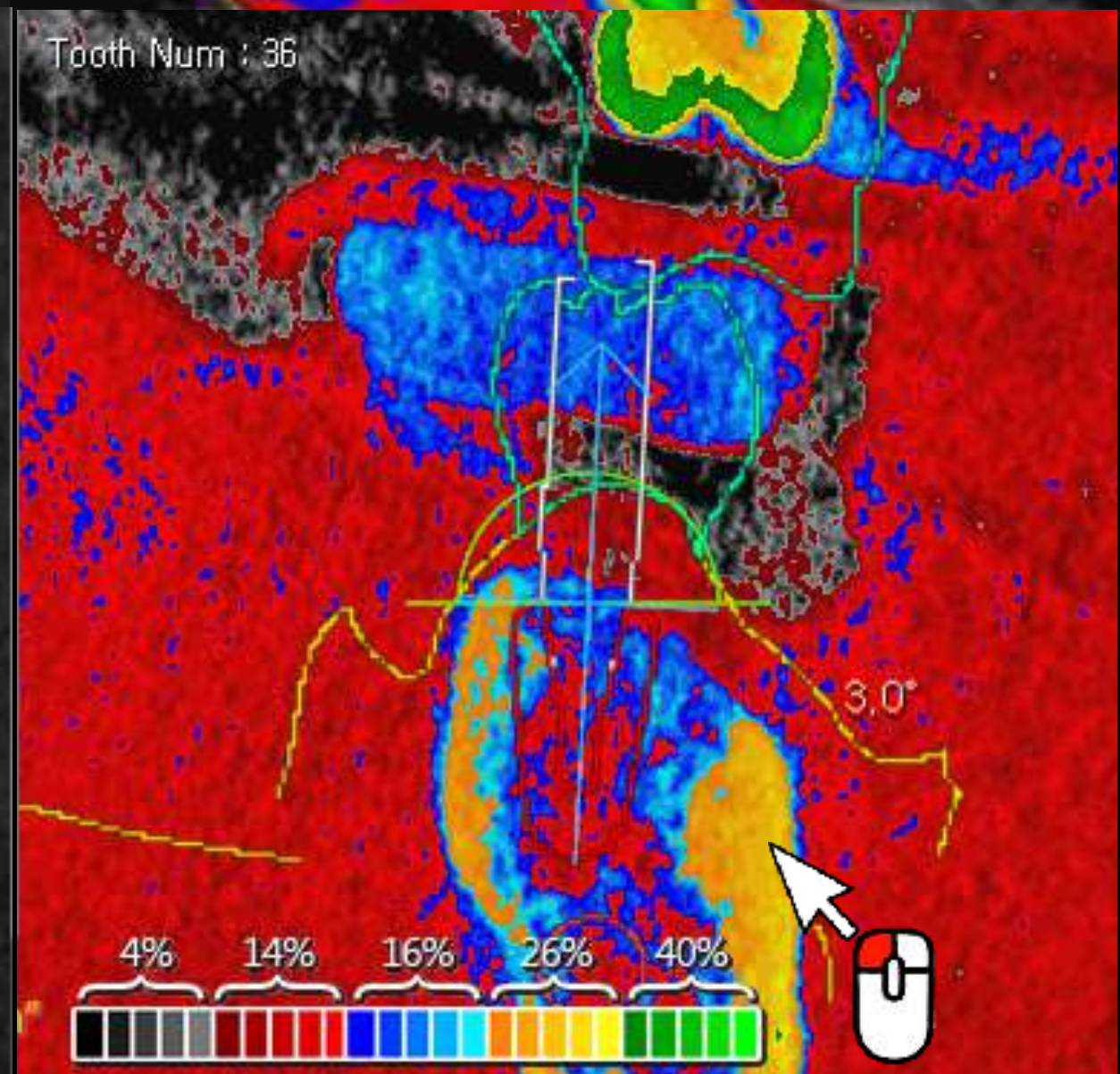
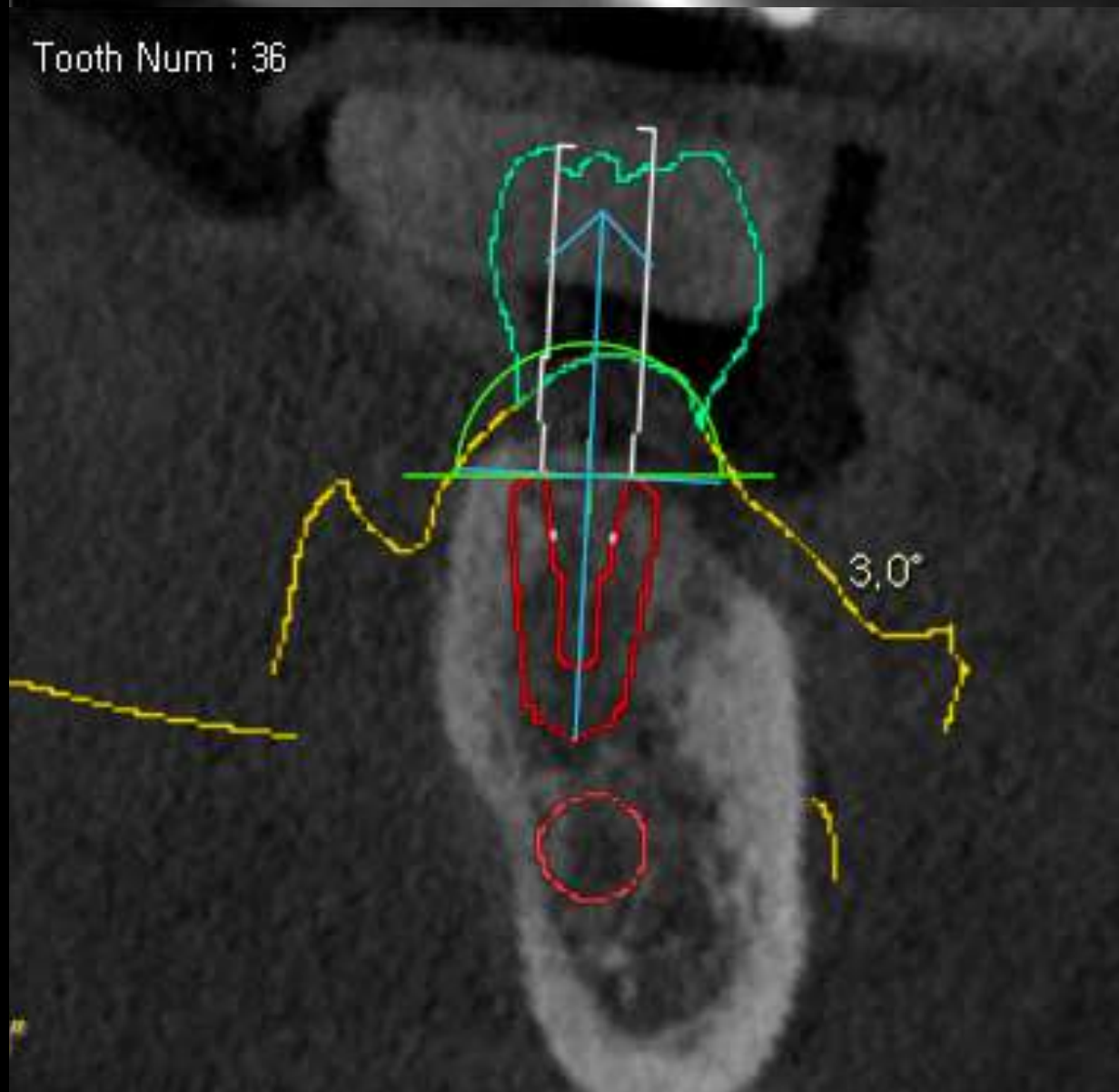
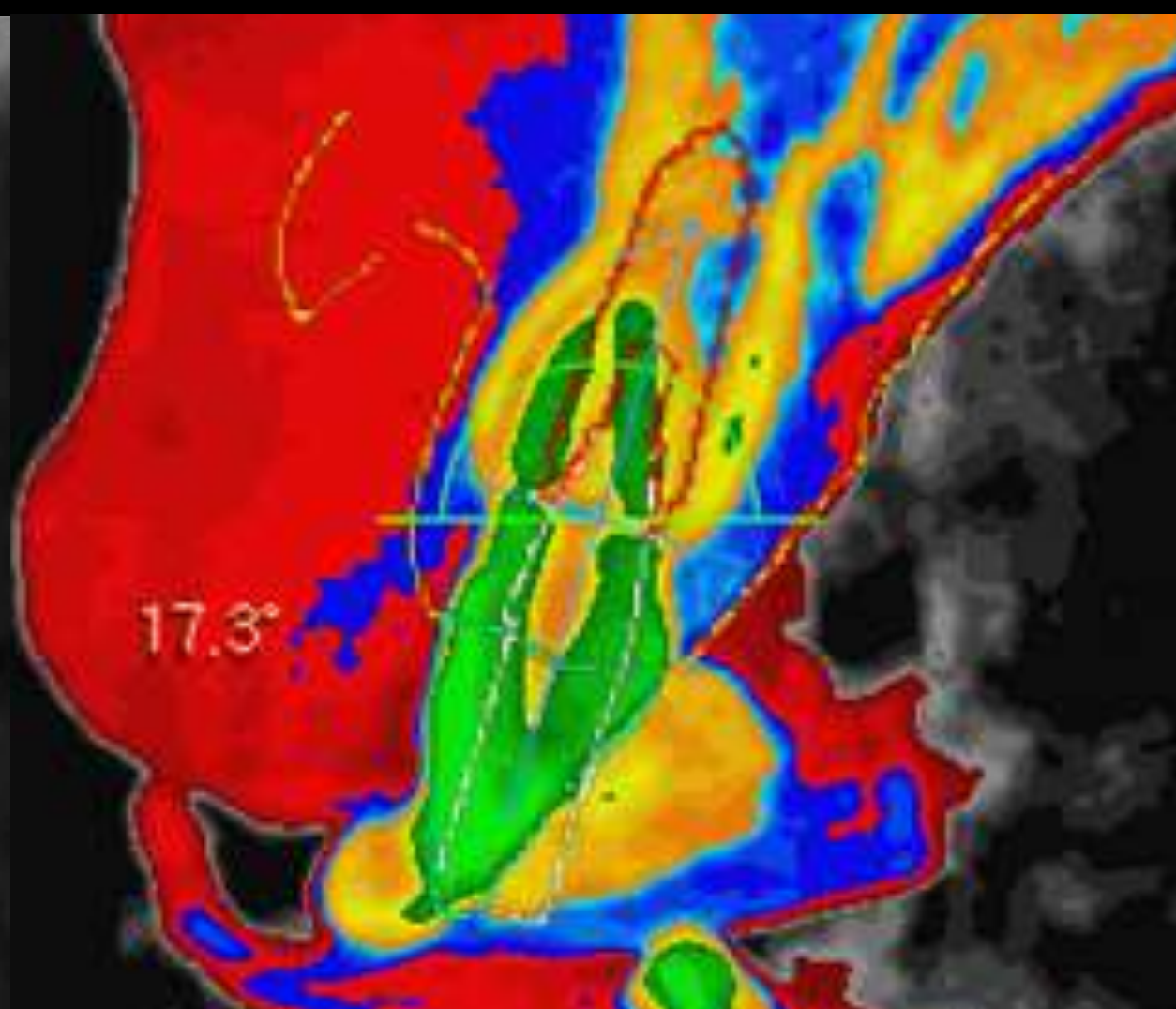
# R2GATE™

Have a R2GATE!  
Dominate  
the digital dentistry!





# Digital EYE™ Do your CBCT shows you right information?

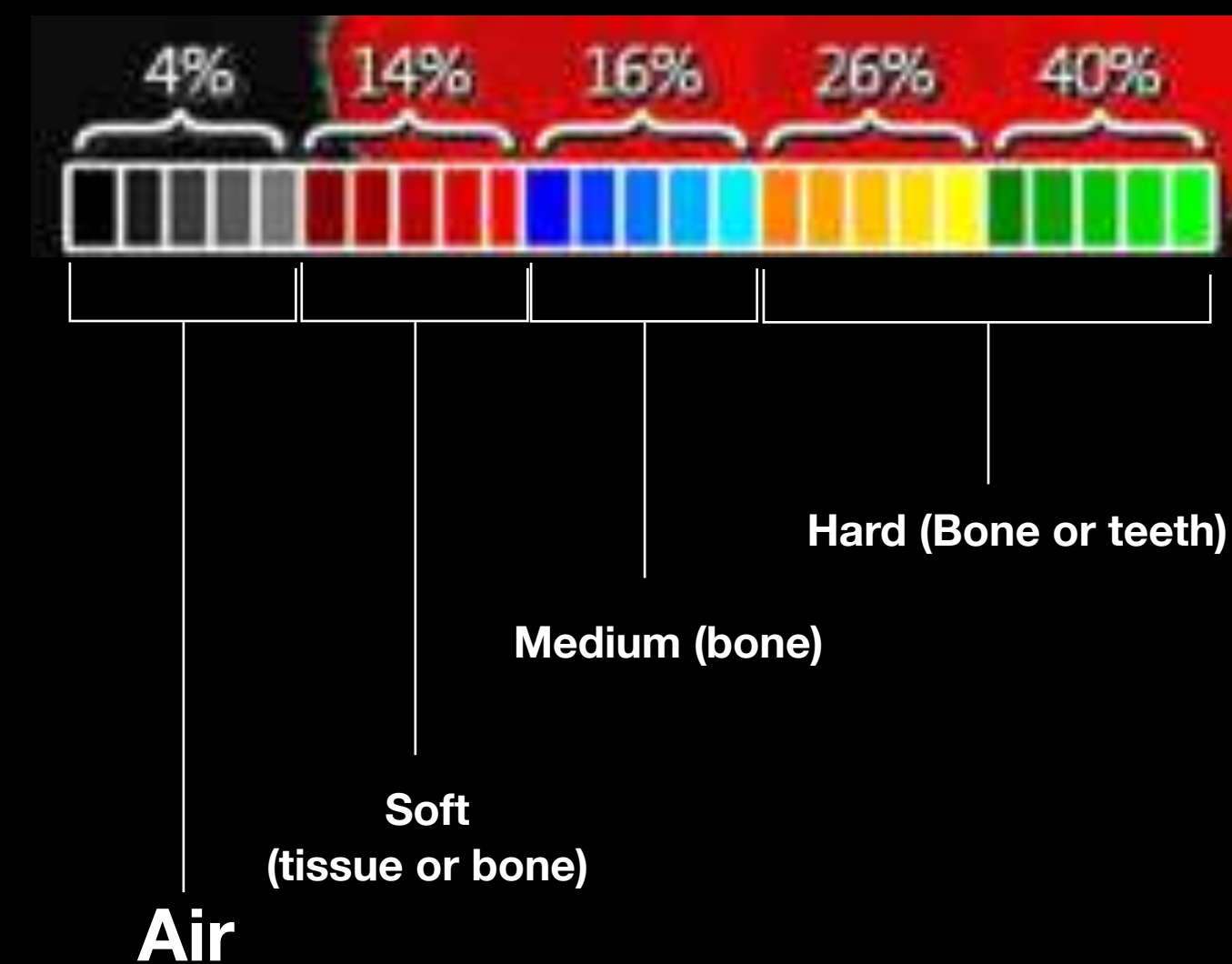


## Black and White? it's 5% only

Regular black and white CBCT analyzes the data in 256-level of shades, we can only detect 16 levels with naked eyes. R2GATE Digital EYE regenerates 256 shades into color to deliver much detailed, intuitive bone condition.

Also, it standardizes the brightness level that each CT equipment has and provides objective HOUNS FIELD UNIT. This is significantly differ from the color that other CT data provides.

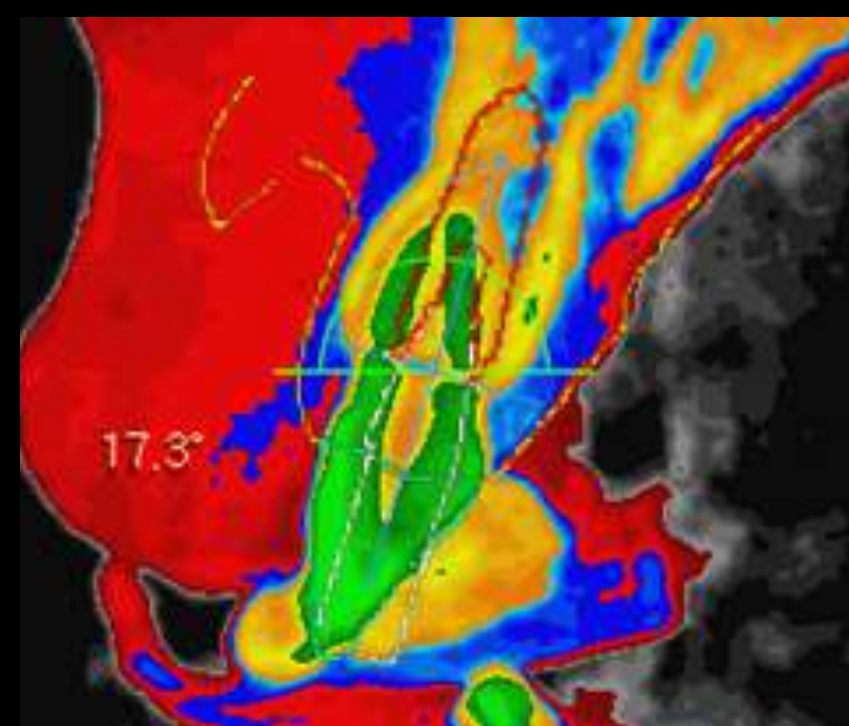
Based on this information, you can decide implant position and size and its drilling sequence for the initial stability of implant.



# ONE-DAY IMPLANT™

Get your implant and prosthetics done in one day!

According to the bone density and R2GATE treatment planning, patients can get customized abutment, that is already made before the surgery, right after the implant surgery. Prosthetics can be manufactured as single, bridge, or screw-retained type as your preferences.



**Digital Eye™**  
provides the predictable sign  
for Immediate loading.

## Place a Fixture as it is planned

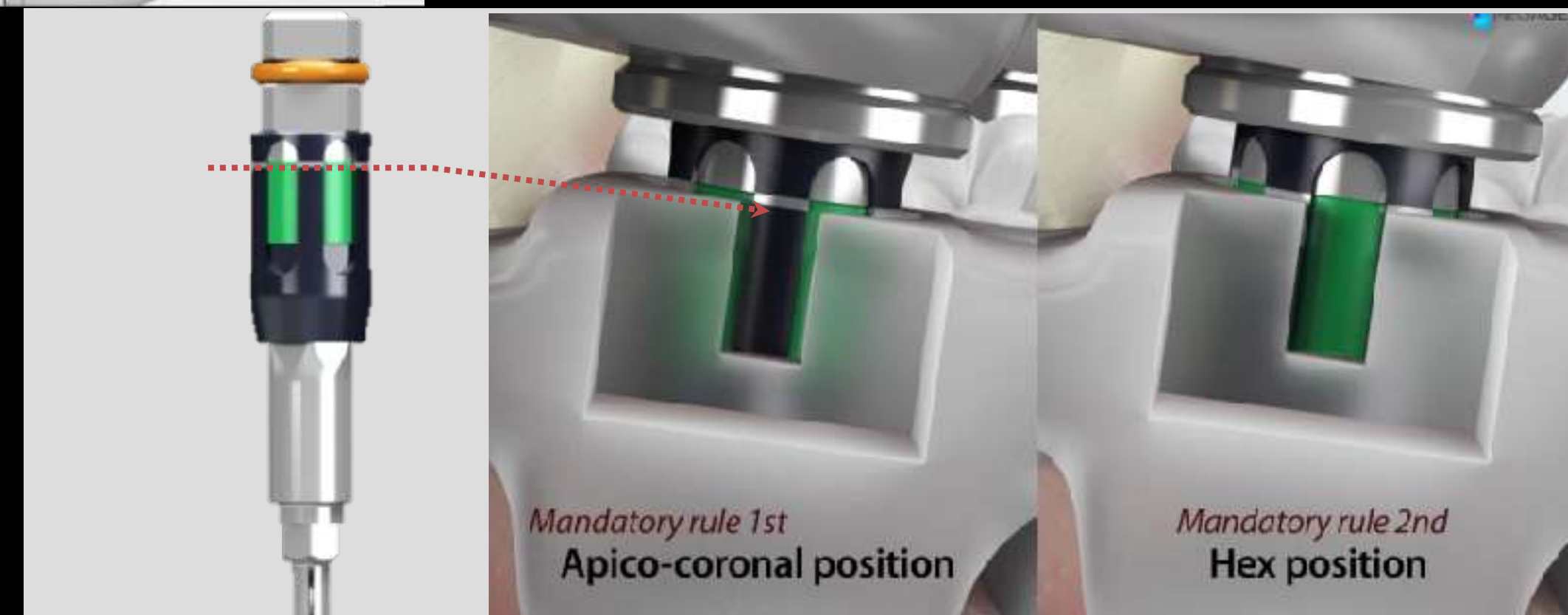
Completely connect Handpiece Carrier into a fixture,  
and drill it down as it is planned using R2GATE Guide

a. Depth of a fixture

Align the upper line of Handpiece Carrier with Guide Window as [Image 1]


b. Matching internal hex of a xture

Fill the window with the green part of a Carrier body as [Image 2]




# R2GATE™ integrated with Major implant systems.

Global Major 5 Implant  
companies and more  
End of July 2017.




# Surgical Kits are available!



Full Kit and Universal Kit are available.

The full kit consists of full set of drills and system-specific implant carriers.

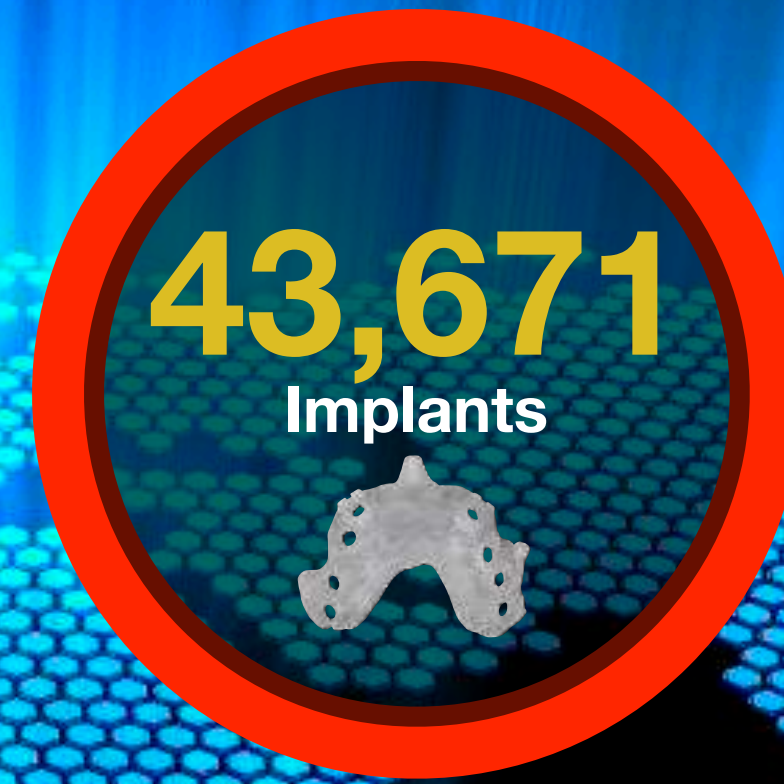
The Universal kit consists of drills from initial to 2.8 drills for any kind of implant systems, and you can add a implant carrier and disposable final drills as option.





# **R2GATE™** has already been verified world wide.

Japan, China, Taiwan, USA, UAE, Romania, Italy, Netherland  
Australia, Germany, UK, Russia, Ukraina, Turkey  
Using R2GATE in more than 15 countries.







# How to down-load the R2GATE software










# Before start, check your pc!

## R2GATE PC or Laptop

For smooth operating,  
Hight-End PC (window only) it is advantageous.



 <b>OS</b> Operating System	Microsoft Windows 10 Pro OS: Microsoft Windows 7 64bit 이상 (Latest updated)
 <b>CPU</b> Central Processing Unit	Intel® Core™ i7-6700 CPU @ 4.00GHz or above
 <b>GPU</b> Graphic Processing Unit	GeForce GTX 960 above Graphic memory 2G above
 <b>Resolution</b> Display Resolution	1920 x 1080 Hight resolution Monitor (1680 x 1050 minimum)
 <b>Memory</b> Installed Memory	8 GB above
 <b>Disk</b> Installed Drive	500 GB above
 <b>Network</b> enabled networking	LAN or Wifi





1. Agree the Terms and conditions

2. Agree the Privacy policy

3. Click "NEXT"

**Join the Membership**

Step 01 Member Type > **Step 02 Clause & Agreement** > Step 03 Registration > Step 04 Completion

**Terms and Conditions**

**LEGAL NOTICE**  
The information provided on this Web site is for general informational and educational purposes only. Please read and review these Terms of Use carefully before accessing or using this Web site. By accessing or using this Web site, you acknowledge that you have read, understood and agree to this Terms of Use Agreement. If you do not agree to the Terms of Use, you may not access or use the site.

**TERMS OF USE**  
All content of, and software used on, this Web site is owned or controlled by MegaGen Implant and its affiliates ("MegaGEN Implant") or their suppliers and is protected by copyright and intellectual property laws internationally.

I agree.  I do not agree.

**Privacy Notice**

**PRIVACY NOTICE**  
1. Our Data Protection Principles.  
The protection and security of your personal data is of paramount importance to MegaGEN Implant and its service providers ("MegaGEN Implant or its affiliates"). The use of your personal data at MegaGEN Implant is in strict compliance with data protection regulations in order to make you feel secure with us in matters of data protection.  
It is important to us that you are always aware of which personal data is collected during your visit on our website and during the use of our services and offers as well as how we use said data afterwards. The following notices are intended to provide you with information about this and also to inform you of how we protect your personal data from

I agree.  I do not agree.

PREVIOUS NEXT NEXT

1. Create the ID (e-mail) and password.

2. Fill up the your information.

3. Click "NEXT"

**Registration**

Step 01 Member Type ✓ Step 02 Clause & Agreement ✓ **Step 03 Registration** ✓ Step 04 Completion ✓

**LANGUAGE**  
English

**MEMBERSHIP**  
Dentist (R2 Implant cen

**USER ID (e-mail Address)**  
E-mail address required

**PASSWORD**  
Enter at least 4 characters long.

**COMFIRM THE PASSWORD**

**SECONDARY E-MAIL**

**USER NAME**  
Full name

**DATE OF BIRTH**  
1960 ▾ Month ▾ Day ▾

**GENDER**  
Male ▾

**OFFICE [CLINIC]**

**ZIP CODE**

**ADDRESS**

**NATIONALITY**  
Alaska(U.S.A) ▾

**OFFICE PHONE**  
+1

**CELL PHONE**  
+1

**Oops! Something went wrong.**  
This page didn't load Google Maps correctly. See the JavaScript console for technical details.

**3 "Click"**

PREVIOUS NEXT

1.It's completed.

2. You have to wait the approval of our web manager. It takes about a day.

*"If you needed hurry, please send email to web manager.  
[cs@r2svc.com](mailto:cs@r2svc.com)*

3. but, you can down-load the R2GATE software, if you want to proceed, click the Link "here" in red letters.

The screenshot shows a web browser window with the URL [r2gate.com/web/](http://r2gate.com/web/). The website header includes the R2 GATE logo and navigation links: HOME, ON-LINE ORDER, DOWN LOAD, SUPPORT, CONTACT, ONLINE SHOP, LOG IN, and SIGN IN. The main content area features a 'Completion' section with a progress bar consisting of four steps: Step 01 (Member Type), Step 02 (Clause & Agreement), Step 03 (Registration), and Step 04 (Completion). Step 04 is highlighted in red, indicating it is the current step. Below the progress bar, a large box contains the text 'Thank you !' and 'Please wait an approval of administrator. For "R2GATE" download click [here](#).' A red button labeled 'COMPLETE' is positioned below the text. A mouse cursor is pointing at the word 'here', with a callout box containing the text 'Click' and 'Link to down-load page'.





# How to down-load the R2GATE Lite



It is the image of R2GATE Lite version. To down-load R2GATE Lite version please  
access to [www.r2gate.com](http://www.r2gate.com) with mobile devices.











